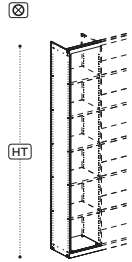
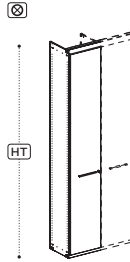


Moduli contenitori monofacciali / Single sided storage modules

W 19 3/4" D 18 5/16"

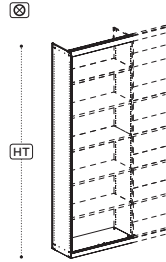


Modulo singolo a giorno / Single open storage module

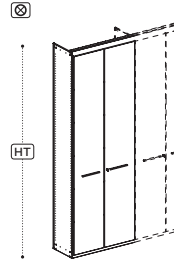


Modulo singolo con ante / Single storage module with door

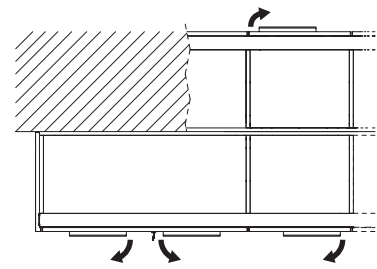
W 39 3/8" D 18 5/16"



Modulo doppio a giorno / Double open storage module



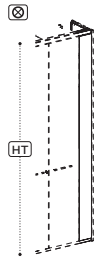
Modulo doppio con ante / Double storage module with doors



Note: I contenitori monofacciali possono essere posizionati l'uno contro l'altro a centro stanza o appoggiati ai muri / The single sided storage modules can be positioned one against the other or positioned against walls

Moduli contenitori monofacciali / Single sided storage modules

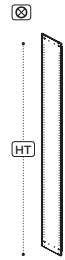
W 7 7/8" D 18 5/16"



Modulo tecnico per passaggio cavi / Wire management technical module

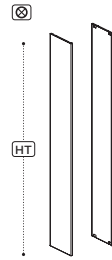
Componenti per contenitori monofacciali / Components for single sided storage modules

D 3/4"



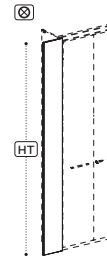
Fianco intermedio / Middle side

D 1 3/16"



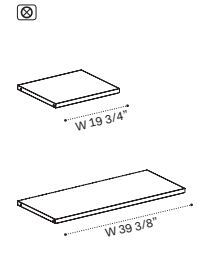
Coppia di fianchi terminali di finitura / Pair of terminal finishing sides

W < 11 7/8" D 3/4"



Fascia di tamponamento / Filler

D 16 1/8" x H 1" - 1 2/16"

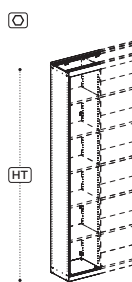


Ripiani / Shelves

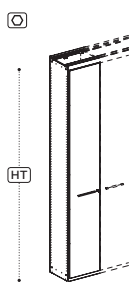
⊗ Configurare la composizione e aggiungere di conseguenza all'ordine: una coppia di fianchi terminali o le fasce di tamponamento, un fianco intermedio e i ripiani metallici / Configure your composition and consequently add: a pair of side terminal panels or side fillers, a middle side panel and metal shelves

Moduli contenitori bifacciali / Double sided storage modules

W 19 3/4" D 18 3/8"

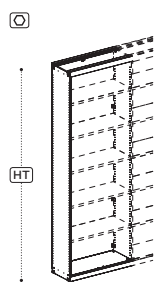


Modulo singolo a giorno / Single open storage module

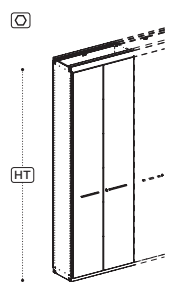


Modulo singolo con ante / Single storage module with door

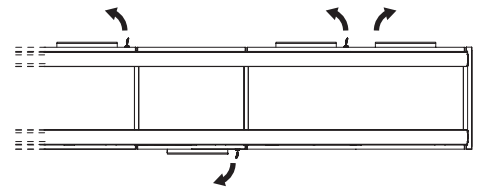
W 39 3/8" D 18 5/16"



Modulo doppio a giorno / Double open storage module



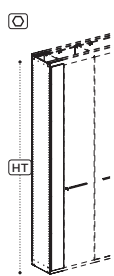
Modulo doppio con ante / Double storage module with doors



Note: I contenitori bifacciali possono essere posizionati liberamente nella stanza con la possibilità di montare le ante su entrambe le facciate / The double sided storage units can be positioned freely in the room with the possibility to assemble the doors on both sides

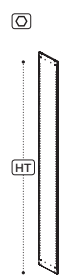
Moduli contenitori bifacciali / Double sided storage modules

W 7 7/8" D 18 3/8"



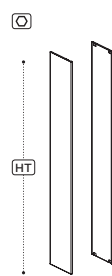
Modulo tecnico per passaggio cavi / Wire management technical module

D 3/4"



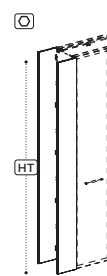
Fianco intermedio / Middle side

D 1 3/16"



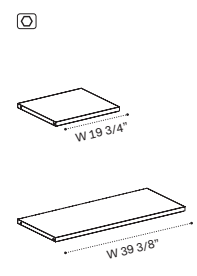
Coppia di fianchi terminali di finitura / Pair of terminal finishing sides

W < 11 7/8" D 3/4"



Fascia di tamponamento / Filler

D 16 1/8" x H 1" - 1 2/16"



Ripiani / Shelves

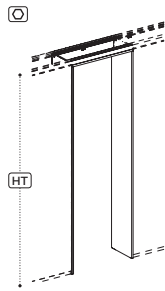
Note:

1 Le dimensioni sono espresse in pollici - consultare il listino prezzi per le caratteristiche tecniche, i codici degli articoli e delle finiture / Dimensions are stated in inch - for technical characteristics, article code numbers and finishing see price list;

2 Le pareti divisorie DV605 possono essere abbinata alle pareti attrezzate DV604 / The DV605 partition wall systems can be combined with the DV604 ones.

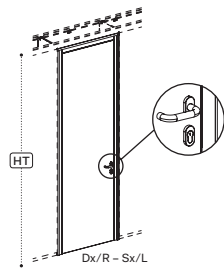
Porte per contenitori bifacciali/Doors for double sided modules

W 39 3/8" D 18 5/16"



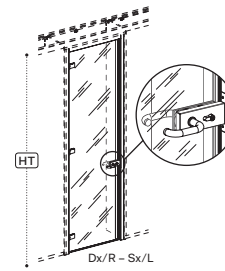
Modulo passaggio porta/Door top module

W 39 3/8" D 7 5/16"



Porta cieca/Panelled door

W 39 3/8" D 7 5/16"

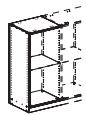


Porta vetro/Glass door

☐ Configurare la composizione e aggiungere di conseguenza all'ordine: una coppia di fianchi terminali o le fasce di tamponamento, un fianco intermedio e i ripiani metallici/Configure your composition and consequently add: a pair of side terminal panels or side fillers, a middle side panel and metal shelves

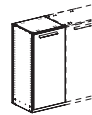
Moduli contenitori monofacciali sottofinestra/Low single sided storage units

W 19 3/4" D 19 1/2" x H 42 1/2"



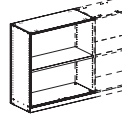
Modulo singolo a giorno /Single open storage module

W 19 3/4" D 19 1/2" x H 42 1/2"




Modulo singolo con anta /Single storage module with door

W 39 3/8" D 19 1/2" x H 42 1/2"

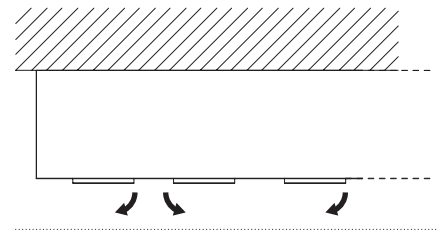


Modulo doppio a giorno /Double open storage module

W 39 3/8" D 19 1/2" x H 42 1/2"



Modulo doppio con ante /Double storage module with doors



Note: I contenitori sottofinestra vanno sempre appoggiati alle pareti /Storage units below windows always need to be positioned against the wall

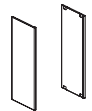
Componenti per contenitori monofacciali sottofinestra/Components for low single sided storage units

D 3/4" H 42 1/2"



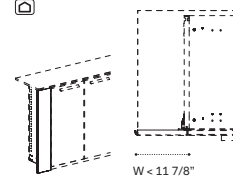
Fianco intermedio /Middle side

D 3/4" H 42 1/2"



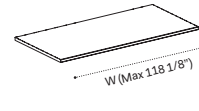
Coppia di fianchi terminali di finitura/Pair of terminal finishing sides

W < 11 7/8" D 3/4" x H 42 1/2"



Fascia di tamponamento /Filler

D 19 3/8" - H 3/4"

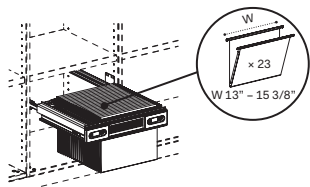


Top

☐ Configurare la composizione e aggiungere di conseguenza all'ordine: una coppia di fianchi terminali o le fasce di tamponamento, un fianco intermedio, i ripiani metallici e il top/Configure your composition and consequently add: a pair of side terminal panels or side fillers, a middle side panel, metal shelves and top.

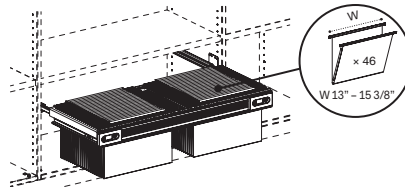
Accessori/Accessories

W 19 3/4"




Portacartelle estraibile L 50 /Filling pull-out frames W 19 3/4"

W 39 3/8"



Portacartelle estraibile L 100 /Filling pull-out frames W 39 3/8"

W 39 3/8"±59 1/16" D 19 3/8" x H 43 3/8"



Mobile copri fan coil /Furniture unit to hide fan coil units

Note:

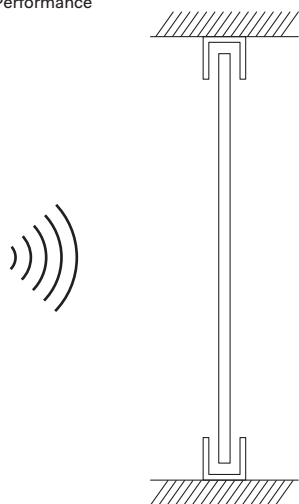
1 Le dimensioni sono espresse in pollici - consultare il listino prezzi per le caratteristiche tecniche, i codici degli articoli e delle finiture/Dimensions are stated in inch - for technical characteristics, article code numbers and finishing see price list;

2 Le pareti divisorie DV605 possono essere abbinata alle pareti attrezzate DV604/The DV605 partition wall systems can be combined with the DV604 ones.

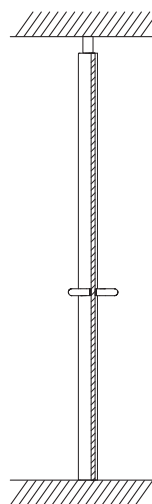
Fonoisolamento / Sound insulation C_e

DV602

Performance



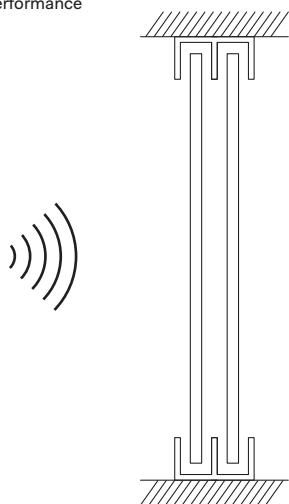
Glass 5.5.1 \geq 34 dB
 Glass 5.5.1A \geq 36 dB
 Glass 6.6.1A \geq 38 dB



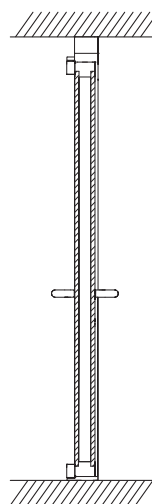
Hinged door with continuous hinge \geq 26 dB

DV603

Performance



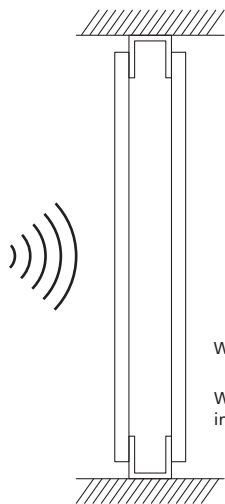
Glass 5.5.1 \geq 42 dB
 Glass 5.5.1A \geq 45 dB
 Glass 6.6.1A \geq 46 dB



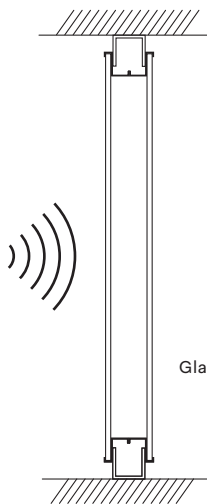
Hinged double glass door \geq 40 dB

DV604

Performance



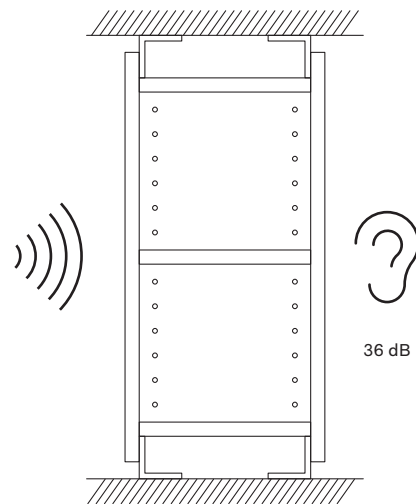
Wood \geq 39 dB
 Wood with insulation \geq 44 dB



Glass \geq 42 dB

DV605

Performance



36 dB